


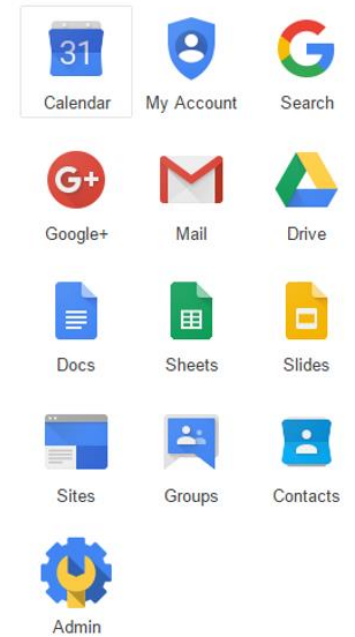
HOW TO SUBSCRIBE TO ARGS CALENDARS

(In 5 Easy Steps)

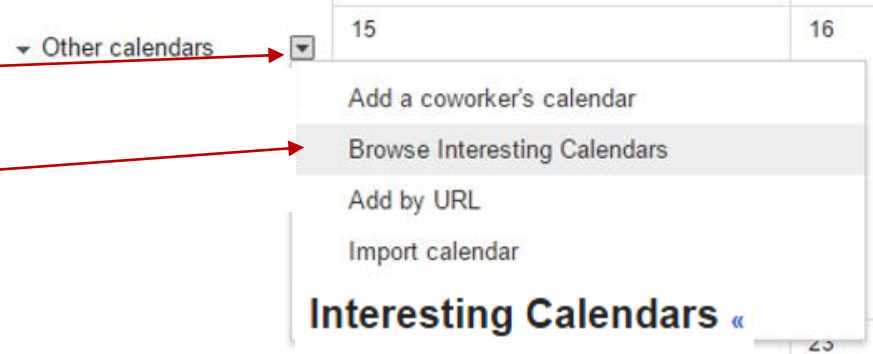
Step 1- Open *Email* and Click on Google Apps link (upper right-hand corner)



Step 2- Locate *Calendar* in the list and open it

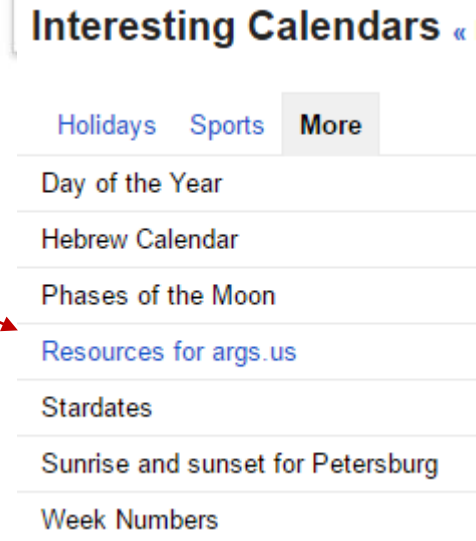


Step 3- Click small down *arrow* by Other calendars



Step 4- Click *Browse Interesting Calendars*

Step 5- Click *Resources for args.us*



Locate the calendar you would like to subscribe to from the list. On the right, select "subscribe." Any events or updates from your selected calendars will now appear on your Google calendar.